

GLASS AND GLAZING OPTIONS

Marvin offers a range of standard, performance and specialty glass options:

PERFORMANCE GLASS OPTIONS

Glazing options such as LoE²-272® and LoE³-366® enhance energy performance.

Tempered and laminated glazing options are available to meet special safety and impact requirements.

GLASS OPTIONS



Insulating Glass



Insulating LoE² Glass (with or without argon)



Single Glazing with removable Energy Panel (wood units only)

SPECIALTY GLASS OPTIONS

Marvin offers a broad range of specialty glass options, including:




Grey Tint Laminated




Bronze Tint Laminated



Green Tint Laminated



White Laminated *



Sandblasted (SC-75)

* Laminated glazing is also available in clear, bronze, grey, or green with tinted interlayers.

NOTE: Images may not be an accurate representation

GLAZING BAR OPTIONS

Marvin has a variety of ways to bring out the best in your window designs:

Simulated Glazing Bar with Spacer Bar - an energy-efficient way to create the look of glazing bars. These bars are permanently adhered to both sides of the glass. A spacer bar is installed between the glass, creating the essence of Authentic Glazing Bars.

Simulated Glazing Bar - these bars are permanently adhered to both sides of the glass.

Authentic Glazing Bar - Separate pieces of glass are glazed between muntin bars-the way windows have been made since the beginning. Only now, Marvin's state-of-the-art design adds energy efficiency to traditional appeal.

Glazing-bar-between-the-Glass (GBGs) - bars are permanently installed between the glass panes. This low-maintenance option creates the look of glazing bars.

GBGs Colour Choices for Exterior and Interior - Colour options allow for two tone glazing-bars-between-the-glass. Choose from 13 exterior colours or 4 interior colours.

Removable Glazing Bar - Solid wood bars on the interior offer the look of a classic glazing bars, but can be easily removed for cleaning.



Simulated Glazing Bar with Spacer Bar



Simulated Glazing Bar



Authentic Glazing Bar



Glazing-bar-between-the-Glass (GBGs)



GBGs Exterior and Interior Colour



Removable Glazing Bar

MARVIN RAISED AND FLAT PANELS OPTION

You can order the Sliding French Doors accented with the beautiful traditional shadow-lines of a raised panel or the crisp clean look of a flat panel - in your choice of wood species or nineteen clad colours.

Standard Clad Stamped Raised Panel option offer the aesthetics of traditional raised panels with the benefits associated with aluminum cladding. The raised panel is stamped from .080" aluminum and coated to meet the AAMA 2605-05 finish standard, the industry toughest.

Milled ½" aluminum raised panel available on special-sized panels.

Many clad raised and flat panel doors meet WDMA certifications.

CUIFD and CUOFD up to CN 6080 DP 40

CMIFD and CMIAF up to CN 60100 DP +50 / -65

CMOFD and CMOAF up to CN 60100 DP +55 /5-65

CUOFD up to 6080 certified

Standard raised and flat panel options are available across the Ultimate Door line, with the exception of stamped raised panel on Lift and Slide or Sliding Patio doors.

4 3/4" intermediate rail

Placement — 24 5/16" on center from bottom of door sill

Visible panel height — 12 1/64"



Raised panel option interior view



Raised panel option exterior view



Stamped raised panel option exterior view



Flat panel option interior view




Flat panel option exterior view

GLAZING BAR PATTERNS


Marvin's custom capabilities allow us to create almost any glazing bar pattern you can dream up. Glazing Bars can feature an array of muntin widths, unique muntin profiles, rectangular or radius cuts and more. Choose from an existing bar cut, specify custom glazing bars according to a new design or ask our design professionals to assist in creating a pattern for your needs.

The result is a window or door that combines the detailing and craftsmanship of a small millwork house with the product performance delivered by an industry leader.


Below are some of our most frequently-requested glazing bar patterns:




Cottage A




Cottage B



Cottage T




Checkrail



Checkrail T



Oriel



Prairie 4 Bottom-Left



Prairie 4 Bottom-Right



Prairie 4 Top-Left



Prairie 4 Top-Right



Prairie 6 Bottom



Prairie 6 Left-Hand



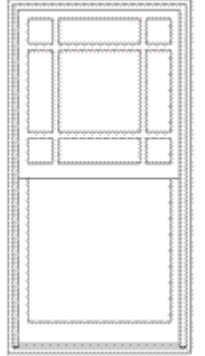
Prairie 6 Right-Hand



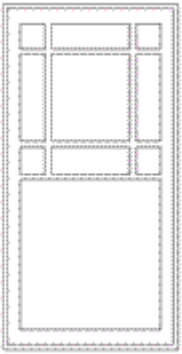
Prairie 6 Top



Prairie 9A



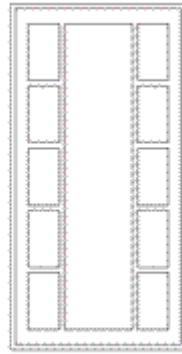
Prairie 9B




Prairie Checkrail




Trellis Horizontal



Trellis Vertical



Victorian



Victorian Prairie