

























































































DOUBLE HUNG

Operator Units

Mas. Opg. (mm)	1-10 (559)	2-2 (660)	2-6 (762)	2-8 (813)	2-10 (864)	3-0 (914)	3-2 (965)	3-6 (1067)
Rgh. Opg. (mm)	1-10 1/2 (572)	2-2 1/2 (673)	2-6 1/2 (775)	2-8 1/2 (826)	2-10 1/2 (876)	3-0 1/2 (927)	3-2 1/2 (978)	3-6 1/2 (1080)
Frame Size (mm)	1-9 1/2 (546)	2-1 1/2 (648)	2-5 1/2 (749)	2-7 1/2 (800)	2-9 1/2 (851)	2-11 1/2 (902)	3-1 1/2 (953)	3-5 1/2 (1054)
Glass Size (mm)	16 3/4" (425)	20 3/4" (527)	24 3/4" (629)	26 3/4" (679)	28 3/4" (730)	30 3/4" (781)	32 3/4" (832)	36 3/4" (933)












































































3-0 (914) 3-0 1/4 (921)								
ITDH2236	ITDH2636	ITDH3036	ITDH3236	ITDH3436	ITDH3636	ITDH3836	ITDH4236	
3-4 (1016) 3-4 1/4 (1022) 3-3 3/4 (1010) 16 3/4" (425)								
ITDH2240	ITDH2640	ITDH3040	ITDH3240	ITDH3440	ITDH3640	ITDH3840	ITDH4240	
3-8 (1176) 3-8 1/4 (1124) 3-7 3/4 (1111) 18 3/4" (476)								
ITDH2244	ITDH2644	ITDH3044	ITDH3244	ITDH3444	ITDH3644	ITDH3844	ITDH4244	
4-0 (1219) 4-0 1/4 (1226) 3-11 3/4 (1213) 20 3/4" (527)								
ITDH2248	ITDH2648	ITDH3048	ITDH3248	ITDH3448	ITDH3648	ITDH3848	ITDH4248	
4-4 (1321) 4-4 1/4 (1327) 4-3 3/4 (1314) 22 3/4" (578)								
ITDH2252	ITDH2652	ITDH3052	ITDH3252	ITDH3452	ITDH3652	ITDH3852	ITDH4252	
4-8 (1422) 4-8 1/4 (1429) 4-7 3/4 (1416) 24 3/4" (629)								
ITDH2256	ITDH2656	ITDH3056	ITDH3256	ITDH3456	IDH3656	ITDH3856 E	ITDH4256 E	
5-0 (1524) 5-0 1/4 (1530) 4-11 3/4 (1518) 26 3/4" (679)								
ITDH2260	ITDH2660	ITDH3060	IDH3260	IDH3460	ITDH3660 E	ITDH3860 E	ITDH4260 E	
5-4 (1626) 5-4 1/4 (1632) 5-3 3/4 (1619) 28 3/4" (730)								
ITDH2264	ITDH2664	ITDH3064	ITDH3264 E	ITDH3464 E	ITDH3664 E	ITDH3864 E	ITDH4264 E	
5-8 (1727) 5-8 1/4 (1734) 5-7 3/4 (1721) 30 3/4" (781)								
ITDH2268	ITDH2668	ITDH3068 E*	ITDH3268 E*	ITDH3468 E*	ITDH3668 E*	ITDH3868 E*	ITDH4268 E*	
6-0 (1829) 6-0 1/4 (1835) 5-11 3/4 (1822) 32 3/4" (832)								
ITDH2272	ITDH2672	ITDH3072 E	ITDH3272 E	ITDH3472 E	ITDH3672 E	ITDH3872 E	ITDH4272 E	
6-4 (1930) 6-4 1/4 (1937) 6-3 3/4 (1924) 34 3/4" (883)								
ITDH2276	ITDH2676	ITDH3076 E	ITDH3276 E	ITDH3476 E	ITDH3676 E	ITDH3876 E	ITDH4276 E	

DOUBLE HUNG

INTEGRITY FROM MARVIN®
WOOD-ULTREX® SERIES

2 Wide Operator Units

Mas. Opp. (mm)	3-7 1/2 (1105)	4-3 1/2 (1308)	4-11 1/2 (1511)	5-3 1/2 (1613)	5-7 1/2 (1715)	5-11 1/2 (1816)	6-3 1/2 (1918)	6-11 1/2 (2121)
Rgh. Opp. (mm)	3-8 (1118)	4-4 (1321)	5-0 (1524)	5-4 (1626)	5-8 (1727)	6-0 (1829)	6-4 (1930)	7-0 (2134)
Frame Size (mm)	3-7 (1092)	4-3 (1295)	4-11 (1499)	5-3 (1600)	5-7 (1702)	5-11 (1803)	6-3 (1905)	6-11 (2108)

3-0 (914) 3-0 1/4 (921) 2-11 3/4 (908)										
	ITDH2236 2W	ITDH2636 2W	ITDH3036 2W	ITDH3236 2W	ITDH3436 2W	ITDH3636 2W	ITDH 3836 2W	ITDH 4236 2W		
3-4 (1016) 3-4 1/4 (1022) 3-3 3/4 (1010)										
	ITDH2240 2W	ITDH2640 2W	ITDH3040 2W	ITDH3240 2W	ITDH3440 2W	ITDH 3640 2W	ITDH 3840 2W	ITDH 4240 2W		
3-8 (1176) 3-8 1/4 (1124) 3-7 3/4 (1111)										
	ITDH2244 2W	ITDH2644 2W	ITDH3044 2W	ITDH3244 2W	ITDH3444 2W	ITDH 3644 2W	ITDH 3844 2W	ITDH 4244 2W		
4-0 (1219) 4-0 1/4 (1226) 3-11 3/4 (1213)										
	ITDH2248 2W	ITDH2648 2W	ITDH3048 2W	ITDH3248 2W	ITDH3448 2W	ITDH 3648 2W	ITDH 3848 2W	ITDH 4248 2W		
4-4 (1321) 4-4 1/4 (1327) 4-3 3/4 (1314)										
	ITDH2252 2W	ITDH2652 2W	ITDH3052 2W	ITDH3252 2W	ITDH3452 2W	ITDH 3652 2W	ITDH 3852 2W	ITDH 4252 2W		
4-8 (1422) 4-8 1/4 (1429) 4-7 3/4 (1416)										
	ITDH2256 2W	ITDH2656 2W	ITDH3056 2W	ITDH3256 2W	ITDH3456 2W	ITDH 3656 2W	ITDH 3856 2W	ITDH 4256 2W		
5-0 (1524) 5-0 1/4 (1530) 4-11 3/4 (1518)										
	ITDH2260 2W	ITDH2660 2W	ITDH3060 2W	ITDH3260 2W	ITDH3460 2W	ITDH 3660 2W E	ITDH 3860 2W E	ITDH 4260 2W E		
5-4 (1626) 5-4 1/4 (1632) 5-3 3/4 (1619)										
	ITDH2264 2W	ITDH2664 2W	ITDH3064 2W	ITDH3264 2W E	ITDH3464 2W E	ITDH 3664 2W E	ITDH 3864 2W E	ITDH 4264 2W E		
5-8 (1727) 5-8 1/4 (1734) 5-7 3/4 (1721)										
	ITDH2268 2W	ITDH2668 2W	ITDH3068 2W	ITDH3268 2W E*	ITDH3468 2W E*	ITDH 3668 2W E*	ITDH 3868 2W E*	ITDH 4268 2W E*		
6-0 (1829) 6-0 1/4 (1835) 5-11 3/4 (1822)										
	ITDH2272 2W	ITDH2672 2W	ITDH3072 2W E	ITDH3272 2W E	ITDH3472 2W E	ITDH 3672 2W E	ITDH 3872 2W E	ITDH 4272 2W E		
6-4 (1930) 6-4 1/4 (1937) 6-3 3/4 (1924)										
	ITDH2276 2W	ITDH2676 2W	ITDH3076 2W E	ITDH3276 2W E	ITDH3476 2W E	ITDH 3676 2W E	ITDH 3876 2W E	ITDH 4276 2W E		

DOUBLE HUNG

3 Wide Operator Units

Max. Oppg. (mm)	5-5 (1651)	6-5 (1956)	7-5 (2261)	7-11 (2413)	8-5 (2565)	8-11 (2718)
Rgh. Oppg. (mm)	5-5 1/2 (1664)	6-5 1/2 (1969)	7-5 1/2 (2273)	7-11 1/2 (2426)	8-5 1/2 (2578)	8-11 1/2 (2731)
Frame Size (mm)	5-4 1/2 (1638)	6-4 1/2 (1943)	7-4 1/2 (2248)	7-10 1/2 (2400)	8-4 1/2 (2553)	8-10 1/2 (2705)

3-0 (914) 3-0 1/4 (921)	 ITDH2236 3W	 ITDH2636 3W	 ITDH3036 3W	 ITDH3236 3W	 ITDH3436 3W	 ITDH3636 3W
3-4 (1016) 3-4 1/4 (1022) 3-3 3/4 (1010)	 ITDH2240 3W	 ITDH2640 3W	 ITDH3040 3W	 ITDH3240 3W	 ITDH3440 3W	 ITDH3640 3W
3-8 (1176) 3-8 1/4 (1124) 3-7 3/4 (1111)	 ITDH2244 3W	 ITDH2644 3W	 ITDH3044 3W	 ITDH3244 3W	 ITDH3444 3W	 ITDH3644 3W
4-0 (1219) 4-0 1/4 (1226) 3-11 3/4 (1213)	 ITDH2248 3W	 ITDH2648 3W	 ITDH3048 3W	 ITDH3248 3W	 ITDH3448 3W	 ITDH3648 3W
4-4 (1321) 4-4 1/4 (1327) 4-3 3/4 (1314)	 ITDH2252 3W	 ITDH2652 3W	 ITDH3052 3W	 ITDH3252 3W	 ITDH3452 3W	 ITDH3652 3W
4-8 (1422) 4-8 1/4 (1429) 4-7 3/4 (1416)	 ITDH2256 3W	 ITDH2656 3W	 ITDH3056 3W	 ITDH3256 3W	 ITDH3456 3W	 ITDH3656 3W
5-0 (1524) 5-0 1/4 (1530) 4-11 3/4 (1518)	 ITDH2260 3W	 ITDH2660 3W	 ITDH3060 3W	 ITDH3260 3W	 ITDH3460 3W	 ITDH3660 3W E
5-4 (1626) 5-4 1/4 (1632) 5-3 3/4 (1619)	 ITDH2264 3W	 ITDH2664 3W	 ITDH3064 3W	 ITDH3264 3W	 ITDH3464 3W E	 ITDH3664 3W E
5-8 (1727) 5-8 1/4 (1734) 5-7 3/4 (1721)	 ITDH2268 3W	 ITDH2668 3W	 ITDH3068 3W	 ITDH3268 3W E*	 ITDH3468 3W E*	 ITDH3668 3W E*
6-0 (1829) 6-0 1/4 (1835) 5-11 3/4 (1822)	 ITDH2272 3W	 ITDH2672 3W	 ITDH3072 3W E	 ITDH3272 3W E	 IDH3472 3W E	 IDH3672 3W E
6-4 (1930) 6-4 1/4 (1937) 6-3 3/4 (1924)	 ITDH2276 3W	 ITDH2676 3W	 ITDH3076 3W E	 ITDH3276 3W E	 ITDH3476 3W E	 ITDH3676 3W E















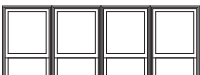








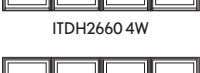









DOUBLE HUNG

INTEGRITY FROM MARVIN®
WOOD-ULTREX® SERIES

3 Wide and Operator Units

4 Wide Operator Units

Mas. Opp. (mm)	9-5 (2870)	7-2 1/2 (2197)	8-6 1/2 (2604)
Rgh. Opp. (mm)	9-5 1/2 (2883)	7-3 (2210)	8-7 (2616)
Frame Size (mm)	9-4 1/2 (2858)	7-2 (2184)	8-6 (2591)

3-0 (914) 3-0 1/4 (921) 2-11 3/4 (908)			
ITDH3836 3W	ITDH2236 4W	ITDH2636 4W	
3-4 (1016) 3-4 1/4 (1022) 3-3 3/4 (1010)			
ITDH3840 3W	ITDH2240 4W	ITDH2640 4W	
3-8 (1176) 3-8 1/4 (1124) 3-7 3/4 (1111)			
ITDH3844 3W	ITDH2244 4W	ITDH2644 4W	
4-0 (1219) 4-0 1/4 (1226) 3-11 3/4 (1213)			
ITDH3848 3W	ITDH2248 4W	ITDH2648 4W	
4-4 (1321) 4-4 1/4 (1327) 4-3 3/4 (1314)			
ITDH3852 3W	ITDH2252 4W	ITDH2652 4W	
4-8 (1422) 4-8 1/4 (1429) 4-7 3/4 (1416)			
ITDH3856 3W E	ITDH2256 4W	ITDH2656 4W	
5-0 (1524) 5-0 1/4 (1530) 4-11 3/4 (1518)			
ITDH3860 3W E	ITDH2260 4W	ITDH2660 4W	
5-4 (1626) 5-4 1/4 (1632) 5-3 3/4 (1619)			
ITDH3864 3W E	ITDH2264 4W	ITDH2664 4W	
5-8 (1727) 5-8 1/4 (1734) 5-7 3/4 (1721)			
ITDH3868 3W E*	ITDH2268 4W	ITDH2668 4W	
6-0 (1829) 6-0 1/4 (1835) 5-11 3/4 (1822)			
IDH3872 3W E	ITDH2272 4W	ITDH2672 4W	
6-4 (1930) 6-4 1/4 (1937) 6-3 3/4 (1924)			
ITDH3876 3W E	ITDH2276 4W	ITDH2676 4W	

Details and Elevations not to scale.

Optional Double Hung Grilles, GBGs and SDLs are available in a standard Rectangular cut shown.

When ordering 6 9/16" (167 mm) grilles, add 1/4" (6 mm) to width and 1/8" (3 mm) to height for Rough Opening, Frame Size and Masonry Opening.

E = These windows meet National Egress Codes for fire evacuation. Local codes may differ.

■ = Available in Cottage Style with unequal sash. Cottage Style Glass size (min) 36 3/4" (933) / 24 3/4" (629).

* Cottage Style in these sizes do not meet egress.

MULTIPLE ASSEMBLIES

Multiple assemblies can be factory mullied.

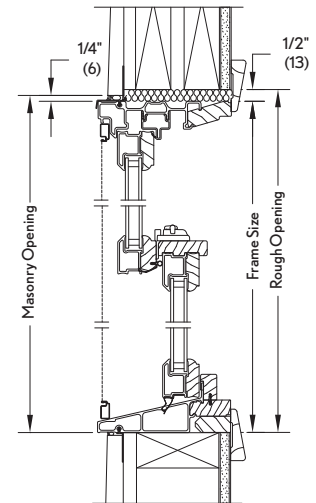
MAXIMUM ROUGH OPENING not to exceed 113 1/2" x 76 1/4"
Maximum up to 5 units wide by 1 unit high.

MAXIMUM ROUGH OPENING not to exceed 84" x 92"
Maximum up to 3 units wide by 5 units high.

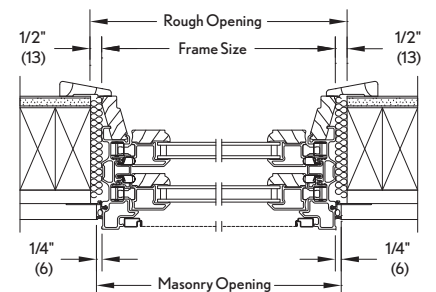
Field mull kits are available. Structural mullion reinforcement is required for some assemblies.

Please consult your local Integrity from Marvin® representative for more information.

Construction Details



Operator Head Jamb and Sill



Operator Jamb

DOUBLE HUNG PICTURE

Picture Units

Mas. Opg. (mm)	1-10 (559)	2-2 (660)	2-6 (762)	2-8 (813)	2-10 (864)	3-0 (914)	3-2 (965)	3-6 (1067)	4-2 (1270)
Rgh. Opg. (mm)	1-10 1/2 (572)	2-2 1/2 (673)	2-6 1/2 (775)	2-8 1/2 (826)	2-10 1/2 (876)	3-0 1/2 (927)	3-2 1/2 (978)	3-6 1/2 (1080)	4-2 1/2 (1283)
Frame Size (mm)	1-9 1/2 (546)	2-1 1/2 (648)	2-5 1/2 (749)	2-7 1/2 (800)	2-9 1/2 (851)	2-11 1/2 (902)	3-1 1/2 (953)	3-5 1/2 (1054)	4-1 1/2 (1257)
Glass Size (mm)	16 3/4" (425)	20 3/4" (527)	24 3/4" (629)	26 3/4" (679)	28 3/4" (731)	30 3/4" (781)	32 3/4" (832)	36 3/4" (933)	44 3/4" (1137)

3-0 (914) 3-0 1/4 (921) 2-11 3/4 (908)									
3-4 (1016) 3-4 1/4 (1022) 3-3 3/4 (1010) 34 3/4" (883)									
3-8 (1176) 3-8 1/4 (1124) 3-7 3/4 (1111) 38 3/4" (984)									
4-0 (1219) 4-0 1/4 (1226) 3-11 3/4 (1213) 42 3/4" (1086)									
4-4 (1321) 4-4 1/4 (1327) 4-3 3/4 (1314) 46 3/4" (1187)									
4-8 (1422) 4-8 1/4 (1429) 4-7 3/4 (1416) 50 3/4" (1289)									
5-0 (1524) 5-0 1/4 (1530) 4-11 3/4 (1518) 54 3/4" (1391)									
5-4 (1626) 5-4 1/4 (1632) 5-3 3/4 (1619) 58 3/4" (1492)									
5-8 (1727) 5-8 1/4 (1734) 5-7 3/4 (1721) 62 3/4" (1594)									
6-0 (1829) 6-0 1/4 (1835) 5-11 3/4 (1822) 66 3/4" (1695)									
6-4 (1930) 6-4 1/4 (1937) 6-3 3/4 (1924) 70 3/4" (1797)									

DOUBLE HUNG PICTURE AND TRANSOM

INTEGRITY FROM MARVIN®
WOOD-ULTREX® SERIES

Picture Units

Mas. Opp. (mm)	4-6 (1372)	5-2 (1575)
Rgh. Opp. (mm)	4-6 1/2 (1384)	5-2 1/2 (1588)
Frame Size (mm)	4-5 1/2 (1359)	5-1 1/2 (1562)
Glass Size (mm)	48 3/4" (1238)	56 3/4" (1441)

3-0 (914)		
ITDHP5436		ITDHP6236
3-0 1/4 (921)		
ITDHP5440		ITDHP6240
3-4 (1016)		
ITDHP5444		ITDHP6244
3-8 (1176)		
ITDHP5448		ITDHP6248
4-0 (1219)		
ITDHP5452		ITDHP6252
4-4 (1321)		
ITDHP5456		ITDHP6256
4-8 (1422)		
ITDHP5460		ITDHP6260
5-0 (1524)		
ITDHP5464		ITDHP6264
5-4 (1626)		
ITDHP5468		ITDHP5472
5-8 (1727)		
ITDHP5476		ITDHP5480
6-0 (1829)		
ITDHP5484		ITDHP5488
6-4 (1930)		
ITDHP5492		ITDHP5496

Transom Units

Mas. Opp. (mm)	1-10 (559)	2-2 (660)	2-6 (762)	2-8 (813)	2-10 (864)	3-0 (914)
Rgh. Opp. (mm)	1-10 1/2 (572)	2-2 1/2 (673)	2-6 1/2 (775)	2-8 1/2 (826)	2-10 1/2 (876)	3-0 1/2 (927)
Frame Size (mm)	1-9 1/2 (546)	2-1 1/2 (648)	2-5 1/2 (749)	2-7 1/2 (800)	2-9 1/2 (851)	2-11 1/2 (902)
Glass Size (mm)	16 3/4" (425)	20 3/4" (527)	24 3/4" (629)	26 3/4" (679)	28 3/4" (831)	30 3/4" (781)

1-4 (406)						
ITDHR2216		ITDHR2616		ITDHR3016		ITDHR3216
1-4 1/4 (413)						
ITDHR2224*		ITDHR2624*		ITDHR3024*		ITDHR3224*
3-0 (914)						
ITDHR3816		ITDHR4216		ITDHR5016		ITDHR6216
3-0 1/4 (921)						
ITDHR3824*		ITDHR4224*		ITDHR5024*		ITDHR6224*

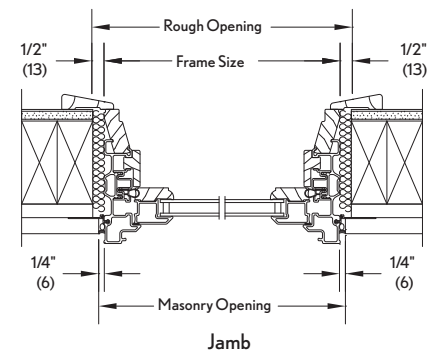
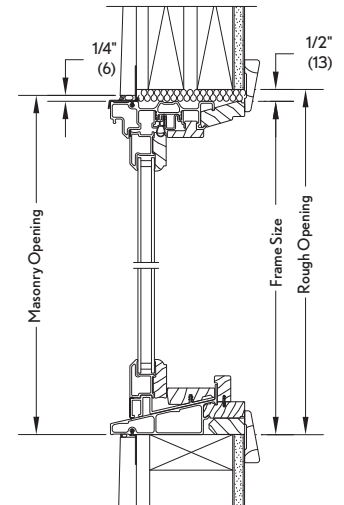
Mas. Opp. (mm)	3-2 (965)	3-6 (1067)	4-2 (1270)	4-6 (1372)	5-2 (1575)
Rgh. Opp. (mm)	3-2 1/2 (978)	3-6 1/2 (1080)	4-2 1/2 (1283)	4-6 1/2 (1384)	5-2 1/2 (1588)
Frame Size (mm)	3-1 1/2 (953)	3-5 1/2 (1054)	4-1 1/2 (1257)	4-5 1/2 (1359)	5-1 1/2 (1562)
Glass Size (mm)	32 3/4" (832)	36 3/4" (933)	44 3/4" (1137)	48 3/4" (1238)	56 3/4" (1441)

In-Sash Transoms Muller Over Double Hungs

Mas. Opp. (mm)	1-10 (559)	2-6 (762)
Rgh. Opp. (mm)	1-10 1/2 (572)	2-6 1/2 (775)
Frame Size (mm)	1-9 1/2 (546)	2-5 1/2 (749)

5-3 3/4" (1619)		
ITDHR2216 / ITDH2248		ITDHR3016 / ITDH3048

Construction Details



MULTIPLE ASSEMBLIES

Multiple assemblies can be factory mulled.

MAXIMUM ROUGH OPENING not to exceed 113 1/2" x 76 1/4"
Maximum up to 5 units wide by 1 unit high.

MAXIMUM ROUGH OPENING not to exceed 84" x 92"
Maximum up to 3 units wide by 5 units high.

Field mull kits are available. Structural mullion reinforcement is required for some assemblies.

Please consult your local Integrity from Marvin® representative for more information.

Details and Elevations not to scale.

Optional picture Grilles, GBGs and SDLs are available in a standard.


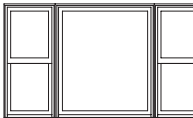
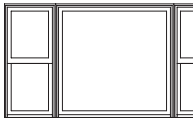
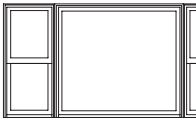
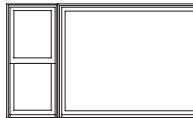
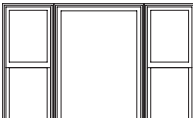
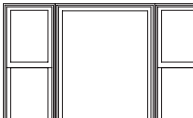



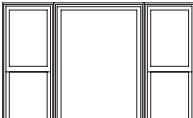




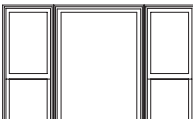
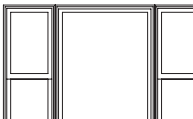
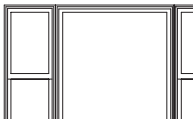
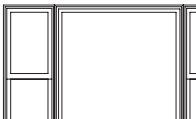

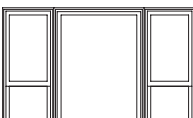
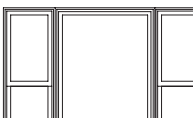
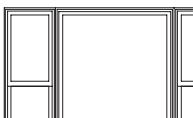


When ordering 6 9/16" (167 mm) or 6 13/16" (173 mm) jambs, add 1/4" (6 mm) to width and 1/8" (3 mm) to height for Rough Opening, Frame Size and Masonry Opening.

*Size available in picture unit also.

DOUBLE HUNG Multiple Assemblies




22" Flankers with Picture Center Unit (Assemblies also available with 26 flankers.)

Mas. Opg. (mm)	6-9 (2057)	7-1 (2159)	7-9 (2362)	8-1 (2464)	8-9 (2667)
Rgh. Opg. (mm)	6-9 1/2 (2070)	7-1 1/2 (2172)	7-9 1/2 (2375)	8-1 1/2 (2477)	8-9 1/2 (2680)
Frame Size (mm)	6-8 1/2 (2045)	7-0 1/2 (2146)	7-8 1/2 (2350)	8-0 1/2 (2451)	8-8 1/2 (2654)

4-0 (1219) 4-0 1/4 (1226) 3-11 3/4 (1213)					
	ITDH2248 ITDHP3848 ITDH2248	ITDH2248 ITDHP4248 ITDH2248	ITDH2248 ITDHP5048 ITDH2248	ITDH2248 ITDHP5448 ITDH2248	ITDH2248 ITDHP6248 ITDH2248
4-4 (1321) 4-4 1/4 (1327) 4-3 3/4 (1314)					
	ITDH2252 ITDHP3852 ITDH2252	ITDH2252 ITDHP4252 ITDH2252	ITDH2252 ITDHP5052 ITDH2252	ITDH2252 ITDHP5452 ITDH2252	ITDH2252 ITDHP6252 ITDH2252
4-8 (1422) 4-8 1/4 (1429) 4-7 3/4 (1416)					
	ITDH2256 ITDHP3856 ITDH2256	ITDH2256 ITDHP4256 ITDH2256	ITDH2256 ITDHP5056 ITDH2256	ITDH2256 ITDHP5456 ITDH2256	ITDH2256 ITDHP6256 ITDH2256
5-0 (1524) 5-0 1/4 (1530) 4-11 3/4 (1518)					
	ITDH2260 ITDHP3860 ITDH2260	ITDH2260 ITDHP4260 ITDH2260	ITDH2260 ITDHP5060 ITDH2260	ITDH2260 ITDHP5460 ITDH2260	ITDH2260 ITDHP6260 ITDH2260
5-4 (1626) 5-4 1/4 (1632) 5-3 3/4 (1619)					
	ITDH2264 ITDHP3864 ITDH2264	ITDH2264 ITDHP4264 ITDH2264	ITDH2264 ITDHP5064 ITDH2264	ITDH2264 ITDHP5464 ITDH2264	ITDH2264 ITDHP6264 ITDH2264

Cottage Style Flankers with Picture Center Unit

Mas. Opg. (mm)	8-1 (2464)	8-9 (2667)	9-5 (2870)
Rgh. Opg. (mm)	8-1 1/2 (2477)	8-9 1/2 (2680)	9-5 1/2 (2883)
Frame Size (mm)	8-0 1/2 (2451)	8-8 1/2 (2654)	9-4 1/2 (2858)

5-8 (1727) 5-8 1/4 (1734) 5-7 3/4 (1721)			
	ITDH2268 ITDHP5468 ITDH2268	ITDH2668 ITDHP5468 ITDH2668	ITDH3068 ITDHP5468 ITDH3068

Details and Elevations not to scale.

When ordering 6 9/16" (167 mm) or 6 13/16" (173 mm) jamb, add 1/4" (6 mm) to width and 1/8" (3 mm) to height for Rough Opening, Frame Size and Masonry Opening.

Optional transom Grilles, GBGs and SDLs are available in a standard Rectangular cut.

MULTIPLE ASSEMBLIES

Multiple assemblies can be factory mullled.

MAXIMUM ROUGH OPENING not to exceed 113 1/2" x 76 1/4"
Maximum up to 5 units wide by 1 unit high.

MAXIMUM ROUGH OPENING not to exceed 84" x 92"
Maximum up to 3 units wide by 5 units high.

Field mull kits are available. Structural mullion reinforcement is required for some assemblies.

Please consult your local Integrity from Marvin® representative for more information.