

GLASS FOR ENERGY SAVING WINDOWS

Marvin fiberglass clad **energy saving windows** are offered with double strength LoE2-272® insulated glass with argon as a standard option. A selection of performance related options are available to meet performance and code requirements.



LoE

Maximize the sun's warmth in colder months and minimizes its heat in warmer months. Choose from standard LoE2-272®, LoE3-366® and LoE-180®.



Tempered

Tempered glass offers extra strength and safety in larger products or where code dictates. Available with LoE2-272®, LoE3-366® and LoE-180®.



LoE2 Tempered Obscured

Obscured for added privacy, tempered for added safety. Available with LoE2-272, LoE3-366 and LoE-180.

SCREENS FOR ENERGY SAVING WINDOWS



A durable aluminum-surround screen featuring fiberglass mesh is included with every window in a matching finish.

Our **energy saving windows** offer you the same style and build quality you expect from Marvin, but with incredible savings on your energy bills. [Contact us today](#) and see the value and quality for yourself.

Design Patterns and Grilles

FIBREGLASS CLAD ENERGY SAVING WINDOWS - GRILLES AND GLAZING BARS

Grilles and glazing bars are available in a variety of styles to match the architectural design of your home.



Simulated Glazing Bars

These bars are permanently adhered to both sides of the glass for a more authentic glazing bar appearance both inside and out.



Simulated Glazing Bars with Spacer Bar

Spacer bar inserts are available with LoE2-272, LoE3-366, and LoE-180 glass to complete the appearance of individual glass panels.



Grilles Between The Glass (GBG)

By inserting the grille between the panes of glass, you get the lite cut appearance you desire with the easy cleaning of a single pane of glass.




Wood Interior Grilles

Enjoy the warmth of real wood with an innovative concealed fastener system that allows for easy removal and cleaning.

GLAZING BAR PATTERNS

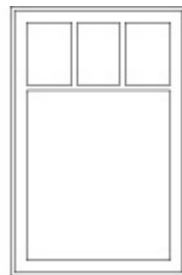
Marvin's energy saving windows offer six window glazing bar patterns. The Cottage and Equal Lite patterns are available as Simulated Glazing Bars, while Rectangular, Prairie, 2w2h and 2w1h patterns are available in both Simulated Glazing Bars and Grilles Between The Glass GBG. Wood Interior Grilles are available in a Rectangular pattern only.




Rectangular




Prairie



Cottage



Rectangular
2 wide 2 high



Rectangular
2 wide 1 high



Equal Lite
horizontal
or vertical