

Interior Finish Options



WOOD SPECIES

Interior finishes are available on all wood species.



Pine (Standard)



Cherry



Douglas Fir



Mahogany



Vertical Grain Douglas Fir



White Oak

STAIN OPTIONS



Honey



Wheat



Hazelnut



Cabernet



Espresso




Leather

OTHER FINISH OPTIONS



Painted



Primed



Clear Coat

JAMB EXTENSIONS

To aid with installation and create a seamless wood interior, Marvin offers factory-applied jamb extensions. Jamb extensions increase the depth of the window to accommodate the thickness of the wall.

4 9/16" (116 mm) jambs are standard except where noted.

Jamb extensions for doors are available up to 9 9/16" (243 mm), and for windows up to 14" (355.6 mm).

Larger custom jamb extensions are also available through Marvin.

PROFILE OPTIONS



Square Profile



Ovolo Profile




Ogee Profile

The interior edge detail where glazing meets wood is called sticking, sometimes referenced as bead. While ovolo sticking is usually featured, square profiles can be specified for a clean, crisp, more contemporary look. Simulated glazing bars in products with square profiles echo the design and share square profiles.


Exterior Finish Options

CLAD COLOUR OPTIONS

Marvin's low maintenance, clad-wood products feature an extruded aluminium exterior finished in commercial-grade paint for superior resistance to fading and chalking.




Bronze




Stone White




Evergreen




Pebble Grey




Bahama Brown




Arctic White




Sierra White



Coconut Cream





MARVIN CUSTOM COLOURS

Any colour. Any window or door. You name it.

**ANY COLOUR
YOU WANT**

No matter what your inspiration for a custom window or door colour, Marvin® will match it. You get any colour your heart desires, with your own personal custom colour name and a 20-year warranty. Contact Marvin Architectural for details and ask about special pricing.

MARVIN ANODISED FINISH

Anodised aluminium finishes are almost as hard as diamonds, and are one of the most durable finishes available. The anodising process places the aluminium in a chemically stable and non-toxic bath. An electric current is passed through the bath, causing the surface of the aluminium to oxidize and form a stronger coating than the original surface of the aluminium. The resulting oxide coating provides outstanding surface properties including excellent resistance to abrasion, erosion, and ultraviolet light degradation.

Additional processing can add colour to anodised aluminium ranging from bronze-tones to black, giving it the appearance of other metals. This process produces finishes in: black, champagne, clear anodised, dark bronze, extra dark bronze, light bronze, and medium bronze.

To inquire about anodised finishes, warranty information and aftercare instructions contact Marvin Architectural.

EXTERIOR CASING

Choose an exterior casing option to enhance the profile and architectural detail of your home. Factory-applied casing provides outstanding job-site time savings, plus better performance and consistency. Exterior casing options are available in wood or extruded aluminium factory-finished with a commercial-grade paint.

Clad-wood products come standard without exterior casing. If desired, a casing option can be specified at time of order.

All wood windows and doors come standard with wood Brick Mould Casing applied. If Flat Casing is desired, it must be specified at time of order.

Add exterior clad casing to Marvin windows and doors to enhance your home's architectural detail. These casings provide the look of wood but are a durable, low maintenance alternative.



Flat Casing
Compatible with subsills: A217, A246



Potter Casing
Compatible with subsills: A217, A246, A1450, A1451, A252, A1453



Grayson Casing
Compatible with subsills: A1450, A1451, A1452, A1453



Brick Mould Casing
Compatible with subsills: A217, A246



Columbus Casing
Compatible with subsills: A1450, A1451, A1452, A1453



Kinsley Casing
Compatible with subsills: A1450, A1451, A1452, A1453



Ridgeland Casing
Compatible with subsills: A1453



Stratton Casing
Compatible with subsills: A1452, A1453



Thorton Casing
Compatible with subsills: A1450, A1452, A1453

CUSTOM CASING

Marvin also offers special profile casings and ability to design your own casing.

SUBSILLS

Sill thickness and depth should complement a casing option and window style. Marvin offers six, extruded aluminium subsill options.



A217



A246



A1450



A1451



A1452



A1453

Please note: Due to the variety of possible combinations of casings and subsill options, special dimensional considerations for different installation methods are required. Please contact Marvin Architectural when specifying casing and subsill combinations.